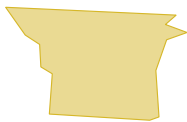


AREA PROFILES

Gaston County WDB



SELECT AREA TYPE
Workforce Development Area (WDB)

SELECT AREA
Gaston County WDB



NC DEPARTMENT
of COMMERCE
LABOR & ECONOMIC
ANALYSIS

TOTAL JOBS 81,638 2025 Q2	BIZ ESTABLISHMENTS 5,734 2025 Q2	AVERAGE WEEKLY WAGE \$1,075 2025 Q2	GDP \$10.5B 2023
UNEMPLOYMENT RATE 3.6% December 2025	UNEMPLOYED 4,295 December 2025	LABOR FORCE 118,983 December 2025	MEDIAN HH INCOME \$67,076 2023

JOBS & GDP (QCEW & BEA)

Gaston County WDB

SELECT AN INDUSTRY SECTOR
Total, All Industries

SNAPSHOT

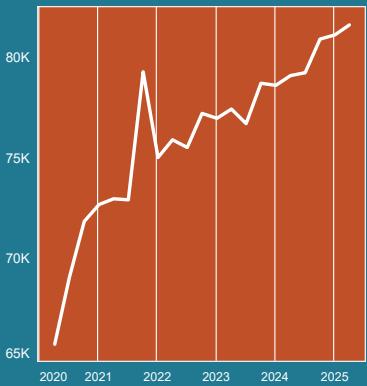
81,638 Jobs
Total, All Industries
2025 Q2

2,520↑ (3.2%)
JOB CHANGE OVER THE YEAR

\$1,075
AVERAGE WEEKLY WAGE

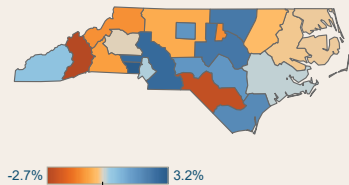
TREND

Total, All Industries Jobs



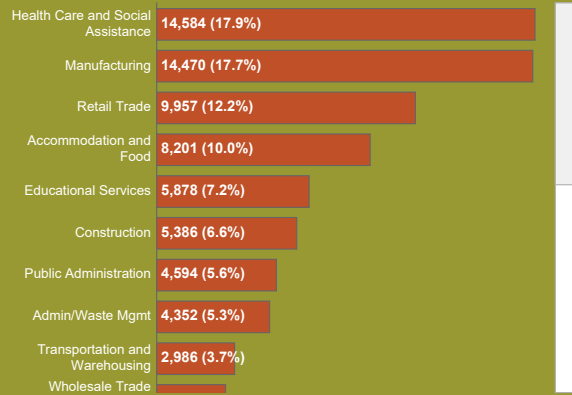
COMPARISON

Job Change from One Year Ago
Total, All Industries



INDUSTRIES

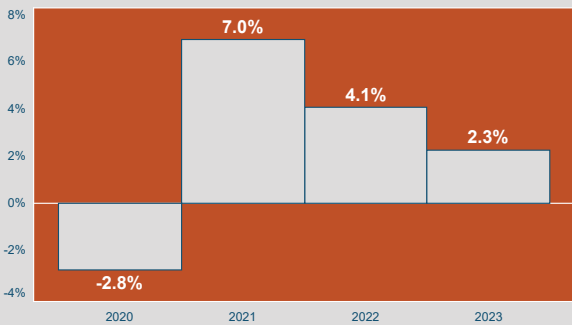
Jobs and Percent of Area Total



REAL GDP

Annual change of chained 2017 dollars

Select a BEA Industry
All industry total



LABOR FORCE (Local Area Unemployment Statistics)

Gaston County WDB

SNAPSHOT

3.6% Unemployment Rate
December 2025

TREND

Size of Labor Force



